

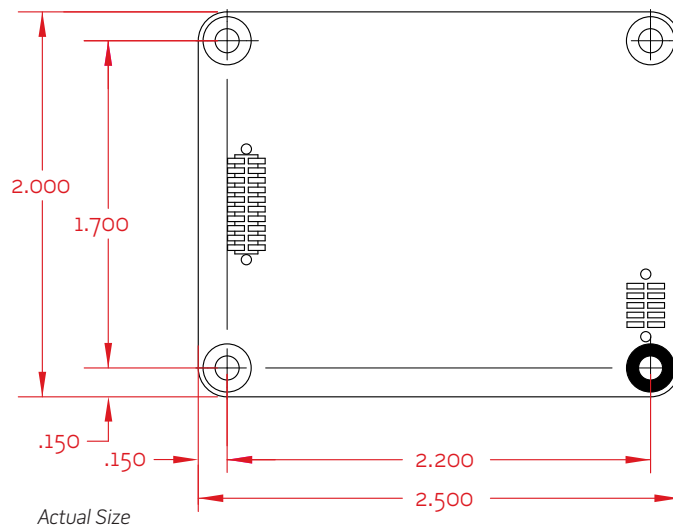
MX-3

Masimo Rainbow SET® OEM Board



BOARD DIMENSIONS

Board Dimensions	Typical
Width	2.0 inch
Length	2.5 inch
Thickness	0.062 inch
Top Height	0.2 inch
Bottom Height	0.2 inch
Mounting Hole Ø	0.125 inch

BOARD OUTLINE – TOP VIEW



CONNECTOR DATA

Connector Description	Power and Communications Connector	Sensor Connector
Number of Pins	10	20
Configuration	2 rows of 5	2 rows of 10
Angle	Vertical	Vertical
Pin Grid	0.050 inch	0.050 inch
Manufacturer Part #	Samtec SFM-105-02-S-D-A 	Samtec SFML-110-T2-S-D-A 

DC POWER REQUIREMENTS

	Typical	Maximum
Input Voltage	+5V	±0.25V
Line/Load Regulation		1% rms
Avg. Power	550 mW	1W

SERIAL INTERFACE

	Default	Maximum
Baud Rate (configurable)	9600 bps	57600 bps